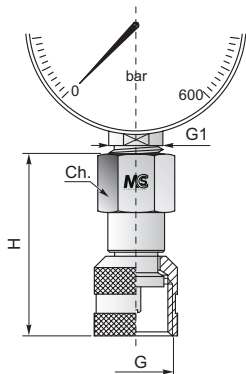




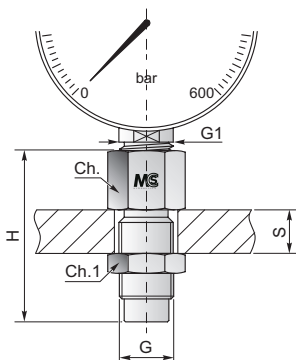
Miniprese prova pressione  
Test couplings for pressure checking

Adattatori per manometro

Pressure gauge adapters



G	G1	H	Ch	PN [bar]	Codice/Ref.
Portamanometro connessione diretta / Direct gauge adapter					
M 16x2	ISO228G1/4"	50	19	630	2014VAI0
M 16x2	ISO228G1/2"	55	27	630	2012VAI0
M 16x2	1/4"-18NPTF	50	19	630	2014NPTVAI
M 16x2	1/2"-14NPTF	55	27	630	2012NPTVAI

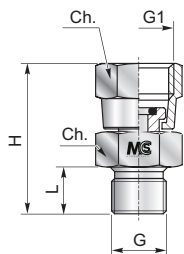


G	G1	H	Ch	Ch 1	S max	PN [bar]	Codice/Ref.
Portamanometro passaparete / Bulkhead pressure gauge connection							
M 16x2	ISO228G1/4"	50	19	19	11	630	1814VAI0
M 16x2	ISO228G1/2"	57	27	19	13	630	1812VAI0
M 16x2	1/4"-18NPTF	50	19	19	11	630	1814NPTVAI
M 16x2	1/2"-14NPTF	57	27	19	13	630	1812NPTVAI

N.B.: passaggio libero senza valvola / Note: without check valve

Adattatori

Adapters



G1	G	H	L	Ch	PN [bar]	Tenuta/Seal	Codice/Ref.
Connettore portamanometro orientabile / Swivel pressure gauge connection							
ISO 228 G 1/4"	ISO 228 G 1/4"	34	11	17	400	*	1814MVAI
ISO 228 G 1/4"	ISO 228 G 1/2"	40	15	17	400	*	1814M12VAI
ISO 228 G 1/4"	ISO 7/1 R 1/4"	34	12	17	400	*	1814MBSPTVA
ISO 228 G 1/4"	ISO 7/1 R 1/2"	46	16	27	400	*	1842MBSPTVA
ISO 228 G 1/2"	ISO 7/1 R 1/2"	46	16	27	400	*	1812MBSPTVA
ISO 228 G 1/2"	ISO 7/1 R 1/4"	46,5	12	27	400	*	1824MBSPTVA

\*Rondella di rame (a richiesta) / Copper washer (on request)